

PRODUCT INFORMATION PACKET



Model No: A56B17DRS70005A3A

Catalog No: E119860.00

3/4HP..1725RPM.56.DP.115/230V.1PH.60HZ.CONT.40C.1.0SF.RESILIENT BASE...AUTOMATIC.....

Open Drip Proof (ODP)



Regal and Leeson are trademarks of Regal Beloit Corporation or one of its affiliated companies.

©2018 Regal Beloit Corporation, All Rights Reserved. MC017097E





Nameplate Specifications

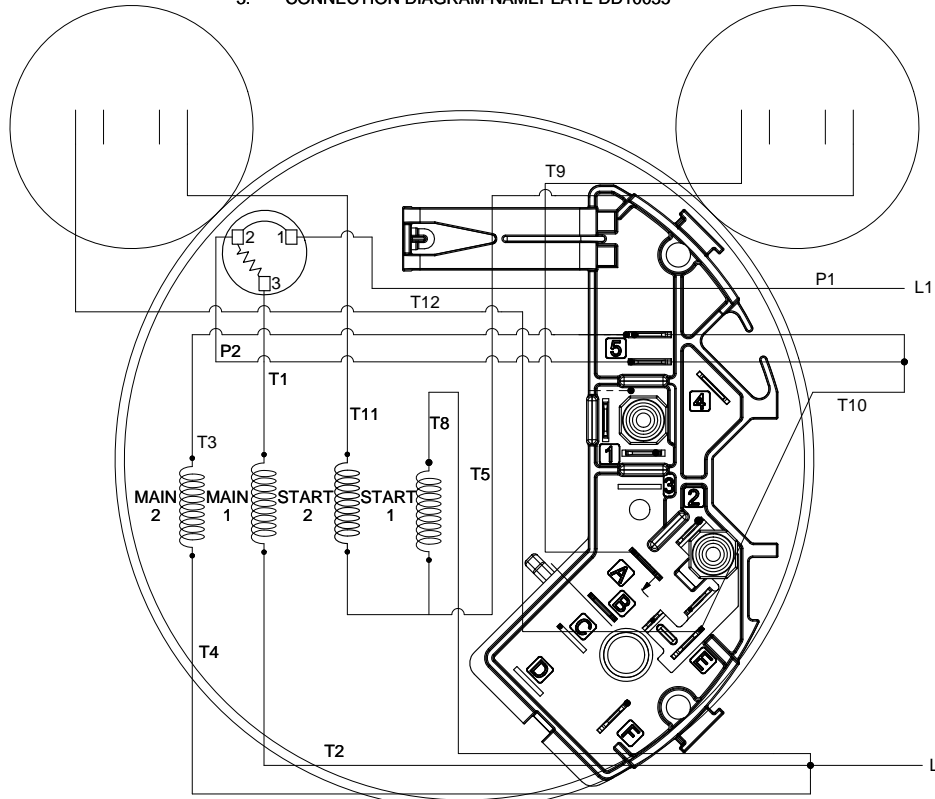
Output HP	0.75 Hp	Output KW	0.56 kW
Frequency	60 Hz	Voltage	115/208-230 V
Current	6.6/3.5-3.3 A	Speed	1725 rpm
Service Factor	1.25	Phase	1
Efficiency	81.8 %	Duty	Continuous
Insulation Class	B	Design Code	N
KVA Code	L	Frame	56
Enclosure	Drip Proof	Overload Protector	Automatic
Ambient Temperature	40 °C	Drive End Bearing Size	6203
Opp Drive End Bearing Size	6203	UL	Recognized
CSA	Y	CE	Y
IP Code	22		

Technical Specifications

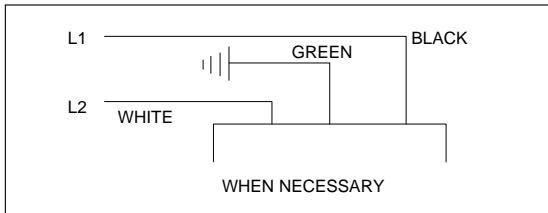
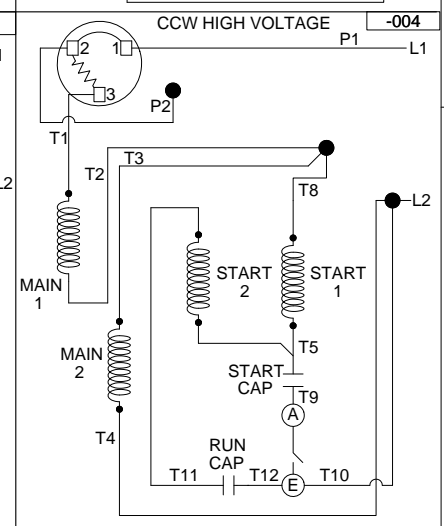
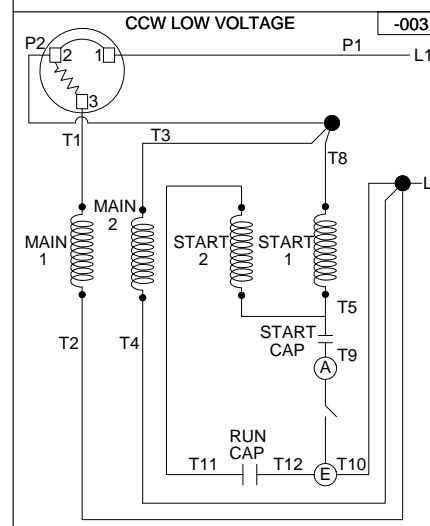
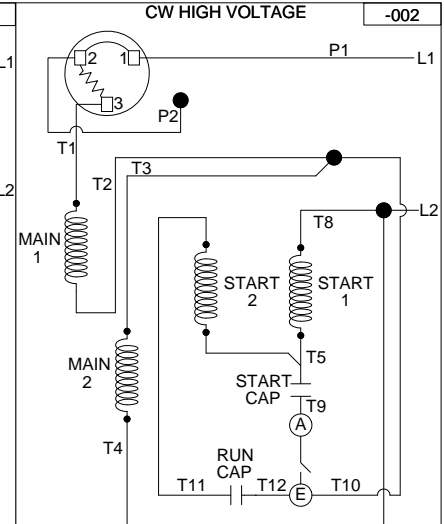
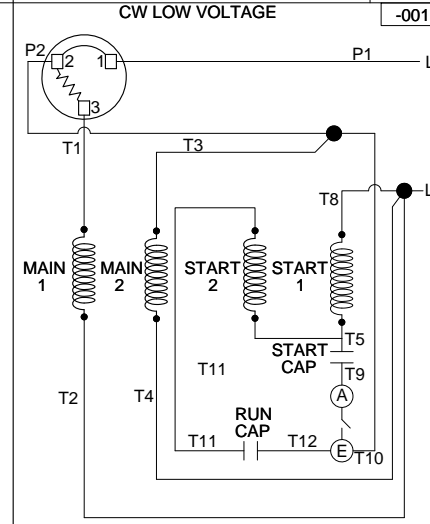
Electrical Type	Capacitor Start Capacitor Run	Starting Method	Across The Line
Poles	4	Rotation	Selective Counterclockwise
Mounting	Resilient Base	Motor Orientation	HORIZONTAL
Drive End Bearing	BALL	Opp Drive End Bearing	BALL
Frame Material	Rolled Steel	Shaft Type	NEMA 56
Overall Length	12.54 in	Frame Length	8.15 in
Shaft Diameter	0.625 in	Shaft Extension	1.88 in
Assembly/Box Mounting	F1 ONLY		
Outline Drawing	OL56100196-001	Connection Diagram	CDBD108

NOTE:

1. TO REVERSE ROTATION, INTERCHANGE T8 & T10.
2. TERMINAL BOARD ASSY 10003284-001-001
3. CONNECTION DIAGRAM-NAMEPLATE DD10035



CW ROTATION CAP START CAP RUN DUAL VOLTAGE



DRAWING REVISION B	REVISION BY R.KAESTNER	DATE 11-03-2016
ECO ECO-0112482	APPROVED BY S.LALSARE	DATE 11-03-2016
ECO DESCRIPTION ADD VIEW SHOWING GROUND WIRE		
<small> COPYRIGHT REGAL BELOIT AMERICA, INC. ALL RIGHTS RESERVED. PROPRIETARY AND CONFIDENTIAL INFORMATION - THIS DOCUMENT IS THE PROPERTY OF REGAL BELOIT AMERICA, INC. (OWNER) AND CONTAINS OWNER'S PROPRIETARY INFORMATION. ANY PERSON, CORPORATION OR OTHER FIRM RECEIVING IT IS DEEMED, BY RECEIVING IT, TO AGREE THAT IT, AND/OR ANY PART OF IT, SHALL NOT BE DISCLOSED TO ANY PERSON, CORPORATION OR OTHER ENTITY, DUPLICATED, AND/OR USED, EXCEPT AS EXPRESSLY APPROVED IN WRITING IN ADVANCE BY OWNER. THIS DOCUMENT SHALL BE RETURNED TO OWNER UPON REQUEST. IT MAY BE SUBJECT TO CERTAIN RESTRICTIONS UNDER APPLICABLE EXPORT CONTROL LAWS AND REGULATIONS. </small>		

TOLERANCES UNLESS OTHERWISE SPECIFIED:			
DEC.	INCH	mm	ANGLE
.X	+0.1	[+0.25]	±0.5°
.XX	+0.01	[+0.25]	
.XXX	+0.005	[+0.127]	
.XXXX	+0.0005	[+0.0127]	
REMOVE BURRS & BREAK SHARP			
EDGES: .003/.015 [.076/.381]			
CORNER FILLETS: .02 [.51]			
MACHINED SURFACES: 125/3.2			
mm SHOWN IN [BRACKETS]			

DRAWN BY G. RODRIGUEZ	DATE 09-30-2015
APPROVED BY R. VALENZUELA	DATE 09-30-2015
REFERENCE CDCD102	THIRD ANGLE PROJECTION

Regal Beloit America, Inc.	
DESCRIPTION CONN DIAGRAM-EXTERNAL	
MATERIAL	PROCESS/FINISH
SIZE B	DRAWING NUMBER CDBD108
	SHEET 1 OF 1